

A2102 Triple Balanced Mixer

2.0 to 20.0 GHz

Technical Characteristics

Product Features
Multi-octave bandwidth
Broad frequency - input and output
Wide DC to IF frequency response
Low conversion loss
High port-to-port isolation

Maximum Ratings	
Storage Temperature	-65 to +100°C
Operating Temperature Peak	-54 to +100°C
Peak Input Power For Any Port	+24dBm Peak
Specifications @	25°C

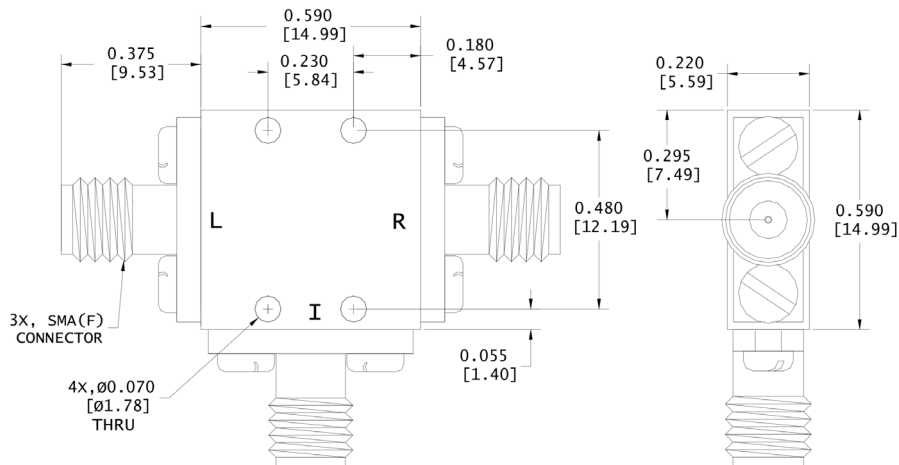
Parameters	Freq. (GHz)	Minimum	Typical	Maximum	Units	Conditions
Conversion Loss						
RF Input	2.0 to 20.0		8.0	10.5	dB	IF = 500 to 2000 MHz
LO Input	2.0 to 20.0					
IF Output	0.5 to 8.0					
Isolation						
LO-RF		18.0	25.0		dB	
LO-IF		18.0	24.0		dB	
RF-IF			25.0		dB	
VSWR			2.5:1			
1dB Comp.Point						
LO Drive A2102M A2102N			10.0 15.0	14.0 18.0	dBm dBm	
3rd Order Intercept Point A2102M A2102N			14.0 18.0		dBm dBm	

NOTES:

1. Measured in a 50-ohm system with nominal LO drive and downconverter application only, unless otherwise specified. The I-Port frequency range extends to DC for phase detection, pulse modulation, or attenuator applications. I-Port VSWR degrades from a 50-ohm system at low IF frequencies.

2. Typical values are measured at +25°C and are not guaranteed.

Package outline 'Z'



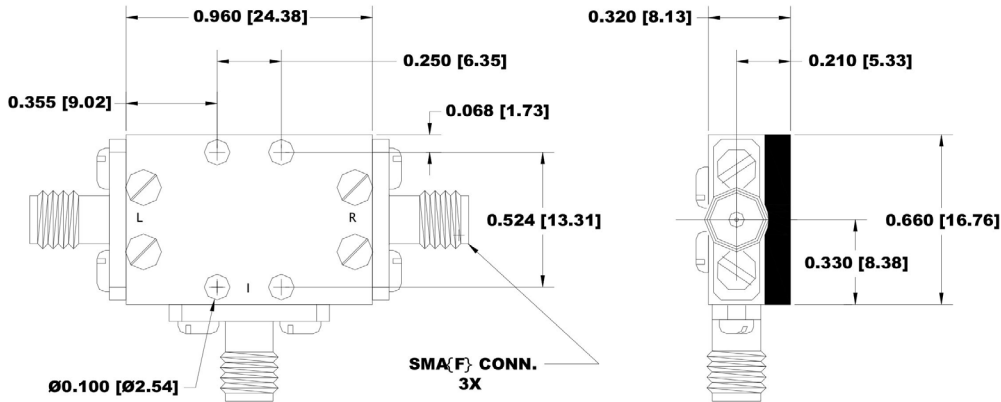
DISCLAIMER: Subject to change without notice.
Rev(B) 03/12/19

A2102 Triple Balanced Mixer

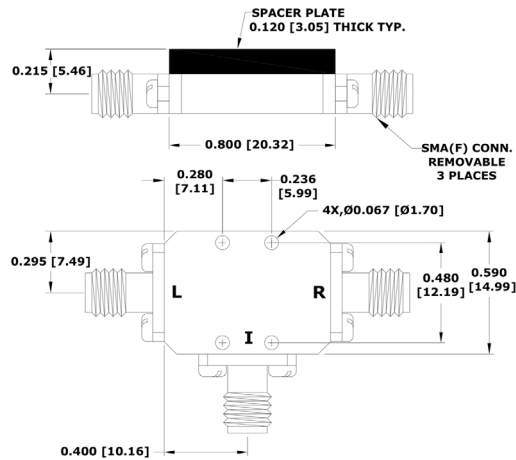
2.0 to 20.0 GHz

Outline Drawings 1 of 2

Package outline 'B'



Package outline 'L'



Drop in Package outline 'E1'

